

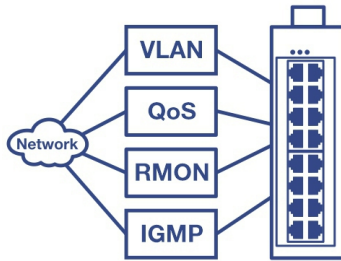
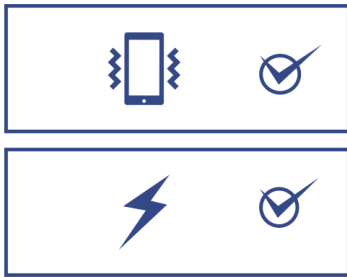


## 16-Port Industrial Gigabit L2 Managed DIN-Rail Switch

TI-G160i (v1.0R)

- 16 x Gigabit ports
- 32Gbps switching capacity
- Hardened IP30 rated metal housing
- Includes DIN-rail mounting bracket
- Operating temperature range of -40° – 75° C (-40° – 167° F)
- Supports LACP, STP/RSTP, VLAN, and IGMP Snooping
- IEEE 802.1p QoS with queue scheduling support
- Bandwidth control per port
- Redundant power inputs with overload current protection
- Alarm output triggered by power failure
- Power supply sold separately (models: TI-M6024, TI-S12024, TI-S12048, TI-S24048)

TRENDnet's 16-Port Industrial Gigabit L2 Managed DIN-Rail Switch, model TI-G160i, delivers advanced management features with a 32Gbps switching capacity. Users are able to connect sixteen devices to the switch for high speed gigabit network connections. The switch is equipped with an IP30 rated metal enclosure, designed to withstand a high degree of vibration and shock, while operating within a wide temperature range of -40° – 75° C (-40° – 167° F) for industrial environments. Advanced traffic management controls, troubleshooting, and SNMP monitoring support make this a powerful solution for SMB networks.



### Shock and Vibration Resistant

The industrial layer 2 managed switches are rated for shock (EN 60068-2-27), freefall (EN 60068-2-32), and vibration (EN 60068-2-6).

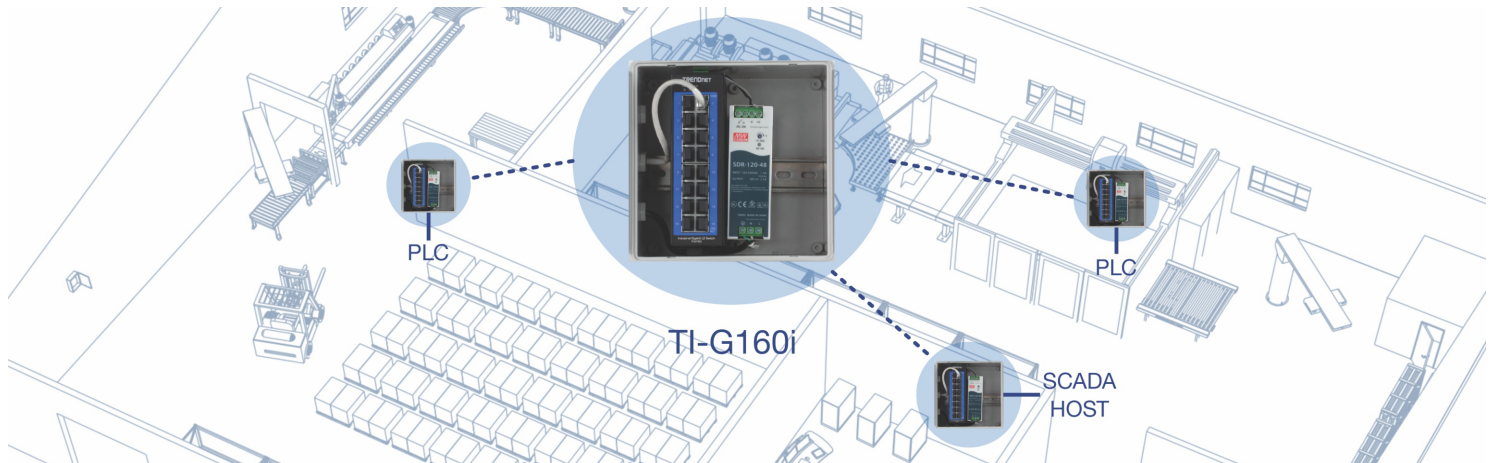
### Integration Flexibility

Managed layer 2 features include VLAN, IGMP snooping, QoS, RMON, SNMP trap, and syslog for monitoring and flexible network integration.

### Industrial Design

Equipped with an IP30 rated metal enclosure, the industrial layer 2 managed switch operates within a wide temperature range of -40° – 75° C (-40° – 167° F).

## NETWORKING SOLUTION



## FEATURES



**Network Ports**  
16 Gigabit Ports



**Monitoring**  
RMON, SNMP, SNMP Trap, and Port Mirroring support administrator monitoring solutions



**Redundant Power**  
Redundant power inputs with overload current protection (power supply sold separately: TI-M6024)



**Traffic Management**  
A broad range of network configurations are supported by: 802.3ad link aggregation, Private VLAN, 802.1Q VLAN, RTSP, Loopback Detection, 802.1p Class of Service (CoS), port bandwidth management, and QoS queue scheduling



**Extreme Temperatures**  
Industrial switch is rated for a wide operating temperature range of -40 – 75° C (-40 – 167° F)



**DIN-Rail Mount**  
IP30 rated metal enclosure includes DIN-rail mounting bracket



**Alarm Relay**  
Alarm relay triggered by power failure of primary and/or redundant power



**Shock and Vibration Resistant**  
Rated for shock (EN 60068-2-27), freefall (EN 60068-2-32), and vibration (EN 60068-2-6)



**Access Control**  
Features such as ACL, MAC/port filtering, 802.1X, and RADIUS are compatible with layered access controls



**Switching Capacity**  
32Gbps switching capacity



**Jumbo Frame**  
Sends larger packets, or Jumbo Frames (up to 10KB), for increased performance



**Grounding Point**  
Grounding point protects equipment from external electrical surges

## SPECIFICATIONS

### Standards

- IEEE 802.1d
- IEEE 802.1p
- IEEE 802.1Q
- IEEE 802.1w
- IEEE 802.1X
- IEEE 802.1ab
- IEEE 802.1ax
- IEEE 802.3u
- IEEE 802.3x
- IEEE 802.3ab
- IEEE 802.3ad
- IEEE 802.3az

### Device Interface

- 16 x Gigabit ports
- 6-pin removable terminal block (primary/RPS power inputs & alarm relay output)
- DIP switch (Alarm for Primary/RPS power)
- LED indicators
- Reboot button

### Data Transfer Rate

- Ethernet: 10 Mbps (half-duplex), 20 Mbps (full-duplex)
- Fast Ethernet: 100Mbps (half duplex), 200Mbps (full duplex)
- Gigabit Ethernet: 2000Mbps (full duplex)

### Performance

- Switch fabric: 32Gbps
- RAM buffer: 128MB
- MAC address table: 8K entries
- Jumbo frames: 10KB
- Forwarding mode: store and forward
- Forwarding rate: 23.8Mpps (64-byte packet size)

### MIB

- MIB II RFC 1213
- Bridge MIB RFC 1493
- RMON (Group 1,2,3,9) RFC 1757

### Spanning Tree

- IEEE 802.1d STP (spanning tree protocol)
- IEEE 802.1w RSTP (rapid spanning tree protocol)
- BPDU filter, guard, and root guard

### Link Aggregation

- Static link aggregation and 802.1ax/802.3ad dynamic LACP (Up to 8 groups)

### Quality of Service (QoS)

- 802.1p Class of service (CoS)
- DSCP (Differentiated Services Code Point)
- Bandwidth control per port
- Queue Scheduling: strict priority (SP), weighted round robin (WRR), weighted fair queuing (WFQ)

### Management

- HTTP web based GUI
- CLI: Telnet / SSHv2
- SNMP v1, v2c, v3
- SNMP trap (up to 5 receivers)
- RMON groups 1/2/3/9
- Device configuration backup & restore, upgrade firmware, reboot, and reset to default
- Multiple administrative or read-only user accounts
- Enable or disable power saving mode per port
- Static MAC entries
- Static unicast entries
- LLDP (Link layer discovery protocol)
- Netlite device map
- ONVIF device discovery
- SNMP
- SMTP alert
- Syslog
- Port statistics/utilization
- Traffic monitor
- Port mirror: one to one, many to one
- Storm control: Broadcast, multicast, destination lookup failure (Min. limit: 1pps)
- Loopback detection
- DHCP relay/option 82
- Modbus/TCP
- ERPS (Ethernet Ring Protection Switching) G8032v2

## VLAN

- 802.1Q tagged VLAN
- MAC-based VLAN
- Port isolation
- Up to 256 VLAN groups, ID range 1-4094

## Multicast

- IGMP snooping v1, v2, v3
- IGMP querier
- IGMP fast/immediate leave
- Up to 256 multicast groups
- Static multicast entries

## Access Control

- 802.1X authentication (Local user database, RADIUS, guest VLAN assignment)
- DHCP snooping/screening
- Trusted host/IP access list for management access
- Port Security/MAC address learning restriction (Up to 100 entries per port)
- Static/dynamic ARP inspection

## ACL

- Source/Destination MAC address
- Source/Destination IP address
- Source Interface
- VLAN ID
- EtherType
- TCP/UDP port 1-65535

## Special Features

- Netlite device discovery and map display in GUI
- Port security: MAC address learning restriction per port
- DHCP relay/option 82 & DHCP server snooping/screening support
- Wide operating temperature range
- Redundant power inputs
- Alarm relay triggered by power failure
- Surge and ESD protection

## Power

- PWR (Primary) terminal input: 12 – 60V DC
- RPS (Redundant) terminal input: 12 – 60V DC
- Compatible power supply: TI-M6024 (60W), TI-S12024 (120W), TI-S12048 (120W), TI-S24048 (240W) sold separately
- Max. Consumption: 12W

## Terminal Block

- Redundant power inputs, alarm relay contact, 6 pin
- Wire range: 0.5 mm<sup>2</sup> to 2.5 mm<sup>2</sup>
- Solid wire (AWG): 12-26
- Stranded wire (AWG): 12-26
- Wire strip length: 10-11mm

## DIP Switch

Switch	Status	Function
1	OFF	Disable alarm relay for PWR power input
	ON	Enable alarm relay for power failure on PWR power input
2	OFF	Disable alarm relay for RPS power input
	ON	Enable alarm relay for power failure on RPS power input

## Alarm Relay Output

- Relay outputs with current carrying capacity of 1A, 24V DC
- Short circuit mode when one power source is connected
- Open circuit mode when two power sources are connected

## Enclosure

- IP30 rated metal enclosure
- Fanless passive cooling
- DIN-Rail mount
- Grounding Point
- ESD (Ethernet) Protection: 8KV DC
- Surge (Power) Protection: 6KV DC

## MTBF

- 1,072,674 hours @ 25° C
- 177,143 hours @ 75° C

## Operating Temperature

- -40° – 75° C (-40° – 167° F)

## Operating Humidity

- Max. 95% non-condensing

## Dimensions

- 160 x 120 x 50mm (6.3 x 4.72 x 1.97 in.)

## Weight

- 884 g (1.95 lbs.)

## Certifications

- CE
- FCC
- Shock (IEC 60068-2-27)
- Freefall (IEC 60068-2-32)
- Vibration (IEC 60068-2-6)

## Warranty

- Lifetime

## Package Contents

- TI-G160i
- DIN rail mounting bracket
- Quick Installation Guide

TRENDnet offers a limited lifetime warranty for all of its metal-enclosed network switches that have been purchased in the United States/Canada on or after 1/1/2015. Cooling fan and internal power supply carry a one-year warranty.

All references to speed are for comparison purposes only. Product specifications, size, and shape are subject to change without notice, and actual product appearance may differ from that depicted herein.